




E-SERIES

“At the end of the day, the E-Sub e112 is an output beast with fidelity to match. That’s worth the asking price in most any system. In fact, its performance makes the E112 the no-brainer buy of the year.”

Jeff Fritz - Soundstage
October, 2013



Shown are the Fathom Series and Gotham, (center), the products that built JL Audio 's reputation into being regarded as a *reference subwoofer manufacturer*.



"Subwoofers of the Gods"

- Chris Martens, The Perfect Vision, February 2007



E-SERIES



JL AUDIO is an American manufacturer of home, marine and mobile audio products, and are best known for their subwoofers.

JL AUDIO is recognized as one of the pioneers of the automotive audio industry where their commitment to engineering excellence earned them awards from around the world.

That same passion to engineering excellence has JL AUDIO recognized as offering one of the highest quality subwoofer lines available anywhere, at any price. At their respective price points, they are class leaders. Read the reviews, experience the performance in our store and you'll realize, JL AUDIO defines the term - subwoofer.



E-SERIES



The front baffle is actually the woofer casting!

Full control within easy reach!



The E-Series is a new endeavor for JL Audio with a design goal to deliver a subwoofer for \$1,500 that embodies the hallmarks of the JL AUDIO brand.

E-110: \$1,500

E-112: \$1,900

Black gloss finish: add \$200

The E-Sub Series subwoofers applies specific key technologies to accomplish their design goals of superior performance in their price class. Combining a state-of-the-art, long excursion driver with a proprietary high-output switching amplifier, **E-Subs deliver a level of performance that belies their size and price.**




E-SERIES

The E-Sub drivers are engineered and manufactured in-house and feature a **woofer excursion of over 3"** to handle the most challenging program material.

A proprietary 1,200 watt amplifier was engineered specifically for this driver and application. This design makes the E-Series' dimensions compact while delivering ample clean power that will fully exercise the driver's excursion range.

A true, two-way onboard cross-over with high-pass line outputs allows the E-Sub to integrate seamlessly with two-channel systems. Polarity and variable phase controls make it possible to precisely **blend the E-Sub's output** with the main speakers for excellent home theater integration.





E-SERIES

CONCLUSION

We are very excited about the E-Series, JL AUDIO has delivered a product to hit a specific price point *without compromising* what JL AUDIO stands for. *The quality of manufacturing is among the best we have ever seen.*

The driver build quality offers a level of detail and attention that few other *manufacturers in the world* can rival. *The fact that these are made in the USA just solidifies our passion for this product.*

The JL AUDIO E-Series, and their bigger brother, F-Series are exceptional products and define the term - Subwoofer.

We invite you to stop in and experience the best subwoofer stable in the Midwest.





E-SERIES

SPECIFICATIONS: E-110

ENCLOSURE TYPE SEALED

FREQUENCY RESPONSE (ANECHOIC) 25 - 116 Hz (± 1.5 dB)

-3 dB AT 23 Hz / 120 Hz

-10 dB AT 18 Hz / 165 Hz

EFFECTIVE PISTON AREA (SD) 58.78 SQ IN / 0.0379 SQ M

EFFECTIVE DISPLACEMENT 131 CU IN / 2.1 L

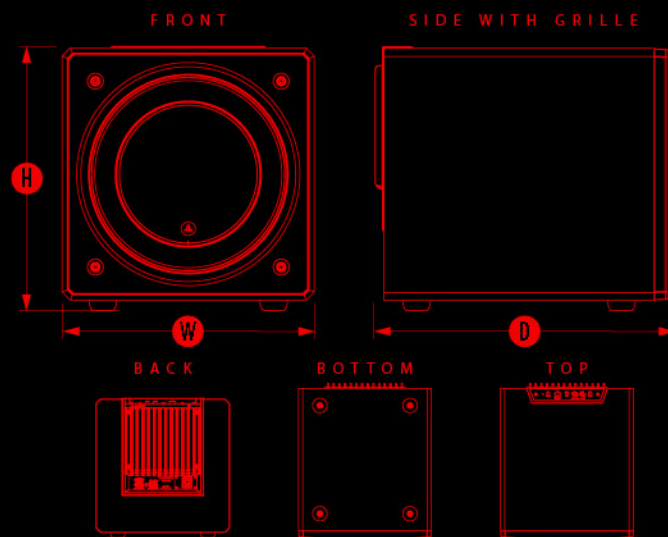
AMPLIFIER POWER 1200 W RMS SHORT-TERM\

WIDTH (W) 13.5 IN / 343 MM

HEIGHT (H) 14.24 IN / 362 MM

DEPTH (D) 16.51 IN / 419 MM

NET WEIGHT 52.7 LB / 23.9 KG



NOTE: Illustration may not be to scale.

SPECIFICATIONS: E-112

ENCLOSURE TYPE SEALED

FREQUENCY RESPONSE (ANECHOIC) 22 - 118 Hz (± 1.5 dB)

-3 dB AT 21 Hz / 120 Hz

-10 dB AT 17 Hz / 153 Hz

EFFECTIVE PISTON AREA (SD) 84.4 SQ IN / 0.0545 SQ M

EFFECTIVE DISPLACEMENT 235 CU IN / 3.9 L

AMPLIFIER POWER 1500 W RMS SHORT-TERM INSTALLATION HEIGHT RECOMMENDED

WIDTH (W) 16.23 IN / 412 MM

HEIGHT (H) 15.5 IN IN / 394 MM

DEPTH (D) 18.39 IN / 467 MM

NET WEIGHT 73.5 LB / 33.3 KG